



Service

We are here for you!

Space accessibility for servicing is available in all models. This is due to the efficient technology of tilting cabs for essential service and repairs. Both the cabin and the platform can be opened hydraulically. Harvester with slope leveling on all machine models. Thanks to the generous space provided and the clear arrangement of all components, service or repair work can be carried out ergonomically, quickly and safely.



Harvester with slope leveling

264HVT

The new upper class of Neuson Forest

from thinning to final felling

Neuson Forest GmbH
Freilinger Str. 40, 4614 Marchtrenk, Austria
Tel. +43 (0) 7243/214 00-00
mail office@neuson-forest.com

No liability for printing errors.

Please see our T's & C's at: www.neuson-forest.com

Find us on Facebook: facebook.com/Neuson.Forest



neuson
FOREST



Easy Drive

Easy Handover

Perfectly Ergonomic:


A simple push of a button is enough to switch between foot and joystick control for the operation of the tracks. No more tired legs when moving the machine long distances!






Intuitive Control

Everything at a glance.
Everything under control.



Parameter setting crane



Parameter setting undercarriage

Everything at a glance:
The main menu

Thanks to the electrical pilot control and the XCrane control from Technion, the machine is easily adaptable to the needs of the operator.

You can choose from 5 individually adjustable driver profiles.



Customized Track

From the swamp to the steep slope

Thanks to the various chain options, the machine can be adapted to your application in a very short time. And with the practical quick-changing bolt, the chain can be changed in no time.



Single Grouser

Perfect for steep slopes.
Available from 19'' - 23''



Double Grouser

The universal chain.
Available from 19'' - 27''



Rubber Pads

For street use.
Available from 19'' - 23''



Curved Triple Grouser

Especially for wet surfaces.
Available from 19'' - 31''

The interior of the 264HVT was re-developed in an intensive design process. The first task was: Listening. Namely to the drivers who work with our machines on a daily basis.

Based on this knowledge, we not only designed a functional work place, but also a living space.

Ergonomic Space

Work place and Living space



In this extreme environment comfort is not just a luxury, but a requirement: Fatigue free seating and hand position. Unhindered view. Pleasant temperature and extensive protection from noise and vibrations. And we went a step further by integrating a number of features that make life easier: Lots of intelligent storage space, a large cool box, a cup holder, mobile phone dock, USB ports und muchmore.

xCrane PRO

The crane can be operated easily and precisely with the STH-System: The driver has direct control of the crane. The left mini-lever controls horizontal movement, the right one controls vertical movement of the head. This intuitive handling enables fatigue-free work, high productivity and thus cost savings.



Smart Tip Handling
Ingenious Crane tip control



Auto-Levelling


Automatic balancing



The 264HVT is equipped with a proven superstructure levelling system (Tilt). A slope compensation of 25° at the front and +/- 15° at the side enables efficient work in steep and impassable terrain. With the auto-leveling option, the machine keeps its balance independently.

All measurements in feet and inches!

FarReach
Its all about the length



The crane is optionally available as P 83 or P 100. Both variants have a gross lifting moment of 184,500 lbs.ft and 5,225 lbs or 4,565 lbs lifting power at 30' reach.

The latest improvement is a reinforced version with a gross lifting moment of 221,500 lbs.ft and a lifting power of 6,172 lbs at 30' reach. There is also a long reach boom (P145) available with a reach of 47'7" and a gross lifting moment of 221,500 lbs.ft.

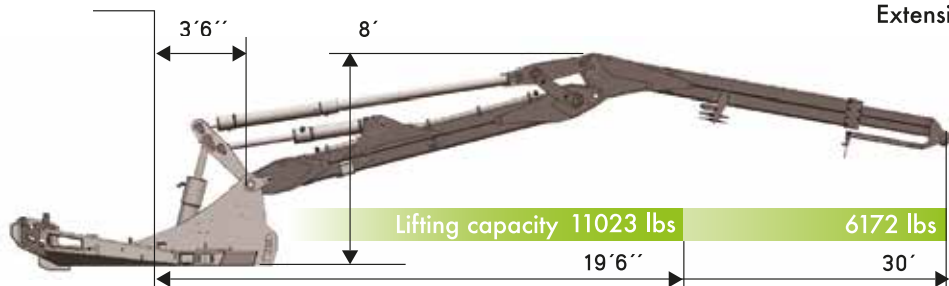


The true 47,6 ft range of the P145 enable a soil-friendly, fast and fuel-saving action.



P 90 / 300

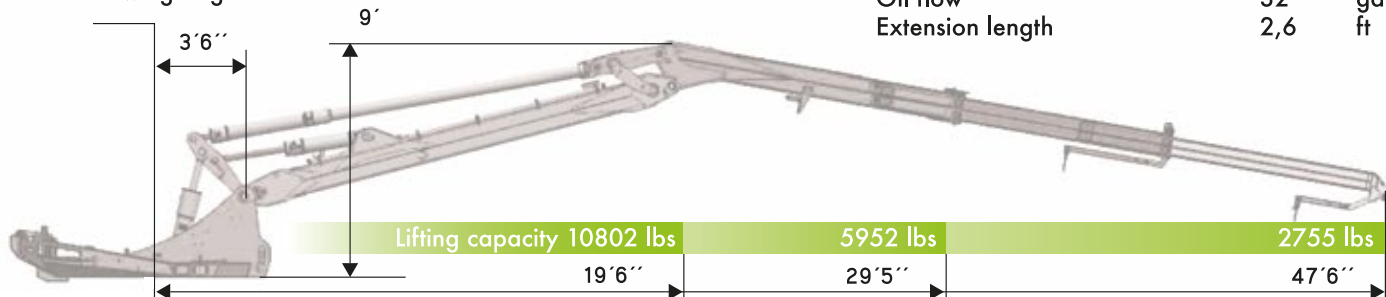
Center slewing ring



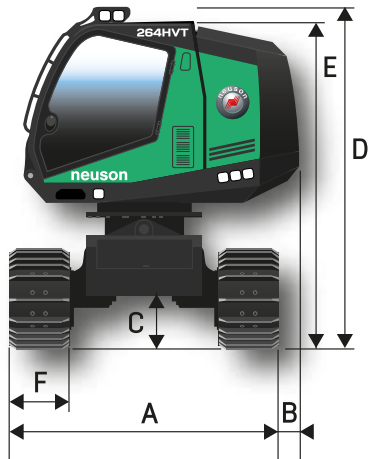
Lifting force at max. reach	6172	lbs
Boom weight	4850	lbs
Max reach (center slewing ring)	29,7	ft
Working pressure	4060	psi
Swing torque	48457	lbs.ft
Oil flow	32	gal/min
Extension length	2,6	ft

P 145 / 300

Center slewing ring



Lifting force at max. reach	2755	lbs
Boom weight	4850	lbs
Max reach (center slewing ring)	47,6	ft
Working pressure	4060	psi
Swing torque	48457	lbs.ft
Oil flow	32	gal/min
Extension length	2,6	ft



Short Tail

Short and sweet

The minimal overhang of the tail allows maneuvering in narrow fields. There are two undercarriage options to choose from, so transport is possible from a machine height of 127'9''.

133'8"

127'9"

A	116'1''
B	7'8''
C	31'
D	144'4''
E	133'8''
F	23'6''

A	116'1''
B	7'8''
C	26'3''
D	139'7''
E	127'9''
F	23'6''

Main Features

- Slope compensation (Tilt): 25° at the front, +/- 15° to the side (Auto Levelling option) shortened tail swing radius
- Transport from 11'6'' machine height
- Chassis speeds 1 / 2,4 mph
- Upper carriage speed max. 6 rpm, endless swivel range
- Dead weight 59.000 lbf
- Swing torque 48,457 lbs.ft
- Gradeability 30° (60%)

Crane

P83/250, P90/300, P100/250 or P145/300
(Range: 30', 32'10'' or 47'7'')

Possible Heads:

- Logmax: 5000V, 6000V, 7000C, 7000XT
- AFM: AFM 55, AFM 65
- Waratah: H219, HTH618C Series III, 425 HD, HTH616 Series III, H424, H425, H425HD, H425X, H480C
- Ponsse: H6, H7, H8, H9
- SP: 661 LF, 761 LF

Smart Tip Handling (Option): Technion X-Crane with tip control

UnderCarriage

- Standard chain: 24'' single grousers
- 9'8'' drive width
- Ground clearance max. 31''
- Ground pressure 7 lbf/in²
- Undercarriage traction 59,100 lbf

Motor

- 6 cylinder John Deere 6090 CI550 | 9,0 l | Turbo-Diesel
- Output 226 kW | 303 hp | 1800 U/min
- Emission Level EU StageV, EPA Tier4f
- Tier 4f cooling: Coolant, air charge
- 172 gal Diesel tank in undercarriage
- Alternator 24V | 100 A Battery 24V / 2 x 135 Ah

Hydraulics

- Automatic, hydraulic reversible fan Axko-pump (13 gal/min)
- Delivery rate 140 gal/min | Operating pressure max. 4650psi
- Hydraulic tank 66 gal
- Hydraulic filter: 2 return filters 20 µm, Option: 1 High pressure filter 10 µm

Made in Austria – Completely assembled and developed in Marchtrenk